



SUTPHEN

PROPOSAL

TO THE:
Carroll County Fire & Rescue
501 Old Newnan Road
Carrollton, GA 30117

DATE: May 21, 2022

We hereby propose and agree to furnish the following firefighting equipment upon your acceptance of this proposal:

One (1) or more Sutphen Heavy Duty Custom Pumpers with Cummins X12 Powertrain matching previously built Carroll County Units/Fleet, Complete and Delivered per the Table below:..... \$633,424.04/ea

The unit shall be manufactured completely in accordance to the following proposal and inspected at the manufacturing facility in approximately 22-26 months from the date of the contract signing or purchase order, subject to delays from all causes beyond our control. The units shall be delivered 2-4 weeks following customer inspection, subject to delays from all causes beyond our control.

This proposal shall be valid until June 5, 2022. Effective January 6th, 2022, a 4.5% price increase shall be applied. A PO or contract must be assigned to Sutphen Corporation prior to January 6th.

If the contract or purchase order is not received within this proposed duration, we reserve the right to extend, withdraw, or modify our proposal, including pricing, delivery times, and prepayment discounts as applicable.

Respectfully submitted,



Jerry Harley
Authorized Representative for Sutphen Corporation



Sutphen
Component Report
 Dealership: Williams Fire
 Apparatus_3 (Moore)

**HS- Carroll County Board of Commissioners, GA
 Program 1 Pumper**

Order#: SQB014540_1
 Contact: Chuck Barnwell
 Position: Fire Chief
 Phone:
 Mobile: 470-456-3707
 Email: cbarnwell@carrollcountyga.com

Bill To	Ship To
Customer: Carroll County Board of Commissioners Contact: Chuck Barnwell, Fire Chief Address: PO Box 338 Carrollton, GA 30112	Customer: Carroll County Fire Department Contact: Chuck Barnwell, Fire Chief Address: 501 Old Newnan Road Carrollton, GA 30117

Comments
Project Coordinator: Sales Person: Revision Level: Truck Type: Body Facility:

Quote Line Number 1


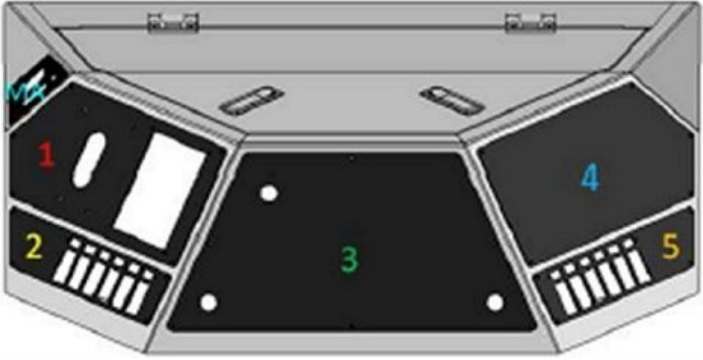
Line	Item #	Qty	Item Description/Comments
1	10000215	1	STD WIRING SCHEMATIC
2	10310100	1	CHASSIS
CHASSIS			
3	10010001	1	CHASSIS, CUSTOM
4	51070185	1	WHEELBASE = 185
5	25010100	1	FRAME, 10" DOUBLE RAILS, SINGLE AXLE (50K PSI)
6	45010001	1	FRONT TOW EYES, BELOW BUMPER, PAINTED
7	46010000	1	REAR TOW EYES, PAINTED
8	40010250	1	STEERING - ROSS TAS-85
9	22010050	1	DRIVE LINE, SPICER, 1810 SERIES
10	23014230	1	ENGINE, CUMMINS X 12 500HP DOC-DPF-DEF-SCR OBD
11	23029200	1	ENGINE WARRANTY, 5 YEAR, 100,000 MILES FOR CUMMINS X12 / X15
12	23029400	1	AFTERTREATMENT WARRANTY, 5 YEAR, 100,000 MILES FOR CUMMINS X12 / X15

Line	Item #	Qty	Item Description/Comments
13	23030006	1	AIR INTAKE/EMBER SEPARATOR
14	23031176	1	FUEL FILTER/WATER SEPARATOR, PRIMARY, FLEETGUARD FUEL PRO FH230
15	23031220	1	FUEL FILTER, SECONDARY, FLEETGUARD, FF5825NN
16	47012440	1	TRANSMISSION, ALLISON GEN 5, EVS4000
17	23110000	1	JACOBS ENGINE BRAKE
18	47024050	1	TRANSMISSION COOLER
19	47030000	1	ALLISON TOUCH PAD SHIFTER
20	21021200	1	COOLING SYSTEM
21	21030195	1	COOLANT FILTER
22	21030000	1	FAN CLUTCH
23	21030200	1	RADIATOR COOLANT RECOVERY, PRESSURIZED SYST
24	26010000	1	FUEL TANK, STEEL, 65 GALLON
25	26030000	1	FUEL FILL
26	26030100	1	FUEL COOLER
27	24040000	1	DIESEL EXHAUST FLUID TANK
28	13010205	1	ALTERNATOR, LEECE NEVILLE 320 AMP 4915PA
29	13030100	1	LOW VOLTAGE ALARM, FLOYD BELL TXB-V86-515-QF
30	15010500	1	BATTERIES, INTERSTATE TYPE 31 MHD (4)
31	15031700	1	BATTERY JUMPER TERMINALS
32	15030488	1	SPECIAL Shoreline Inlet DELETE SHORELINE CONNECTION
33	15031888	1	SPECIAL Battery Charger No Battery charger
34	14010524	1	FRONT AXLE, MERITOR MFS-20-133A 20,000 LB.
35	41010115	1	FRONT SUSPENSION, STANDENS 20,000 LBS. (3) 54" LEAFS
36	41030100	1	SUSPENSION, ENHANCED SYSTEM
37	41040510	1	STEER ASSIST
38	43010305	1	FRONT TIRES GOODYEAR 385/65R22.5 LRJ G296 22.5 x 12.25 WHEELS

Line	Item #	Qty	Item Description/Comments
39	14510530	1	REAR AXLE, MERITOR RS-26-185 27,000 LB.
40	14530100	1	TOP SPEED, 68 MPH
41	42010001	1	REAR SUSPENSION, REYCO 27,000 LBS. LEAF
42	44010308	1	TIRES, REAR, GOODYEAR 12R22.5 X 8.25 LRH ENDURANCE RSA HIGHWAY 24,000 - 27,000 GVWR
43	42910200	1	TIRE PRESSURE MONITOR, REAL WHEELS, LED
44	44210100	1	WHEELS, ALUM, ACCURIDE (max 27K rear)
45	44270100	1	HUB COVERS, FRONT & REAR, POLISHED STS (Single Axle)
46	44270300	1	CHROME LUG NUT CAPS, FRONT & REAR (Single Axle)
47	44271100	1	MUD FLAPS, FRONT (PAIR)
48	44271200	1	MUD FLAPS, REAR (PAIR)
49	54010010	1	DATA, SAFETY & WARNING TAGS APPLICATION, ADHESIVE
50	16010009	1	BRAKES MERITOR SCAM 6" FRONT, SCAM 7" REAR
51	18010041	1	AIR BRAKE SYST 4 TANKS WABCO 1200 DRYER (24K, 27K)
52	18030140	1	AIR INLET CONNECTION
53	18220500	1	NO ELEC STABILITY CONTROL SYS
54	18110000	1	WABCO 4 CHANNEL ANTI-LOCK BRAKES (24K, 27K)
55	14530500	1	TIRE CHAINS, ON-SPOT, 6 STRANDS
56	53510000	1	COMPRESSION FITTINGS ON AIR SYSTEM (CHASSIS)
57	54010000	1	MISCELLANEOUS ITEMS ON CHASSIS
58	10310110	1	CAB
CAB			
59	11023292	1	CAB TSAL4K 62" 10" RR 1/2
60	11030025	1	CAB CERTIFICATION - STRUCTURAL INTEGRITY
61	11030950	1	CAB LOCKDOWN LATCHES
62	11031025	1	CAB TILT SYSTEM, AIR CONTROL VALVE
63	11031100	1	MANUAL BACK-UP TILT SYSTEM

Line	Item #	Qty	Item Description/Comments
64	11031350	1	CAB DOORS, FULL LENGTH (4)
65	11031387	1	CAB STEPS, LOWER GRIP STRUT, INTERMEDIATE DIAMONDPLATE
66	11031399	1	CAB STEP LIGHTING, TECNIQ E45 LED STRIP LIGHTS
67	11031419	1	CAB DOOR WINDOWS, MANUAL (4)
68	11031401	1	CAB SIDE WINDOWS, FIXED, BOTH SIDES
69	11031460	1	NO WINDOWS, BACK WALL OF CAB
70	11031465	1	WINDOW TINTING (LIMO TINT 8%) - EACH (4)
71	52010010	1	ELECTRIC INTERMITTENT WIPERS
72	52030200	1	WINDSHIELD WASHER RESERVOIR
73	38010015	1	MIRRORS LANG MEKRA 300 SERIES REMOTE
74	11024405	1	UPPER GRILLE, LEVEL STYLE FACADE (X12/X15)
75	11024500	1	FLAMING "S" LOGO, UPPER GRILLE, REFLECTIVE RED
76	11024605	1	LOWER GRILLE, POLISHED STAINLESS (X12/X15)
77	32588888	1	SPECIAL ITEM, REAR EX WALL EDGES, BRUSHED STAINLESS 12" WIDE
78	20010080	1	BUMPER, 18" POLISHED STAINLESS STEEL
79	20029800	1	BUMPER SIDES, DIAMONDPLATE
80	20040105	1	STORAGE WELL, DEEP CENTER, FULL WIDTH (18" BUMPER)
81	20030200	1	STORAGE WELL COVER, VELCRO STRAPS (2)
82	12010500	1	AIR HORNS, DUAL, GROVER #2040 RECTANGULAR
83	12030015	1	AIR HORNS CUTOUTS IN BUMPER, BEHIND PERFORATIONS (X12/X15 STYLE)
84	12030305	1	FOOT SWITCH, DRIVER'S SIDE
85	12040010	1	MOMENTARY SWITCH ON DASH, OFFICER'S SIDE
86	12510109	1	ELEC SIREN, WHELEN 295HFA7, REMOTE FLUSH MOUNT WITH REMOVABLE MIC
87	12620102	1	SIREN SPEAKER, 100W, CAST PRODUCTS, SA4201-6B-A (PAIR)
88	12670110	1	SIREN SPEAKER(S) INSTALLED BEHIND CAB GRILLE
89	12710100	1	SIREN, FEDERAL Q2B, GRILLE MOUNT

Line	Item #	Qty	Item Description/Comments
90	12730305	1	FOOT SWITCH, DRIVER'S SIDE, FOR MECH SIREN
91	12730350	1	MOMENTARY SWITCH ON DASH, OFFICER'S SIDE, FOR MECH SIREN
92	12730363	1	SIREN BRAKE SWITCH FOR MECH SIREN, DRIVER'S & OFFICER'S SIDE
93	32520520	1	HEADLIGHTS, LED, FIRETECH FT-4X6, DUAL STS HOUSINGS
94	32530500	1	ALTERNATING FLASHER FOR HEADLIGHT
95	48010300	1	FRONT TURN SIGNALS, WHELEN 400 SERIES LED (4)
96	32530750	1	ICC LIGHTS, LED, ROOF MOUNTED MARKERS, GROTE
97	27022120	1	HANDRAILS, CAB EXTERIOR, KNURLED STAINLESS STEEL (4) SIDE
98	27030615	1	COAT HOOKS ON UPPER GRAB HANDRAILS, DRIVER'S SIDE (2)
99	27030655	1	COAT HOOKS ON UPPER GRAB HANDRAILS, OFFICER'S SIDE (2)
100	27025000	1	HANDRAILS, CAB INTERIOR, BLACK RUBBER COATED (2) FRONT ENTRY
101	27030120	1	HANDRAILS, REAR CAB INTERIOR DOOR, BLACK RUBBERIZED (2) AND KNURLED STS AT WINDOW (2)
102	11035422	1	DIAMONDPLATE CAB ROOF 56" x FULL WIDTH
103	31010285	1	INTERIOR, MULTISPEC BLACK SPECKLE PAINT W/GRAY-BLACK DURAWEAR
104	11032929	1	DOOR PANEL, FULL STS
105	11032950	1	REFLECTIVE MATL, INTERIOR CAB DOORS, SCOTCHLITE STRIPE
106	31010290	1	CAB INTERIOR FLOOR COVERING, GRAY RUBBERIZED
107	22510100	1	ENGINE ENCLOSURE, FULL LENGTH
108	22510530	1	ENGINE ENCLOSURE COVERING, SCORPION BLACK URETHANE BLEND
109	11031670	1	TOOL MOUNTING PLATE, TOP OF ENGINE ENCLOSURE, NOT PROVIDED
110	11031677	1	CENTER CONSOLE NOT PROVIDED
111	22610050	1	ENGINE HOOD LIGHT, LED (1)
112	11031510	1	FLAT WORK SURFACE IN LIEU OF GLOVE BOX
113	11031712	1	UPPER CREW DOOR AREA, OPEN
114	29810100	1	CHASSIS ELECTRICAL DESCRIPTION
115	30010130	1	INSTRUMENTATION, AMETEK W/ CENTER & OVERHEAD CONSOLES

Line	Item #	Qty	Item Description/Comments
			<p>Upper Command Console:</p>  <p>The image shows a top-down view of a grey, curved dashboard component. It features seven distinct sections, each labeled with a number from 1 to 7. Section 1 is on the far left with a blue bar graph. Section 2 has a red '2'. Section 3 has a yellow '3'. Section 4 has a green '4' and a small display. Section 5 has a yellow '5'. Section 6 has an orange '6'. Section 7 has a purple '7'. There are also some indicator lights and buttons between these sections.</p>
116	30010500	1	LOWER COMMAND CONSOLE, L9 & X12
			<p>Lower Command Console (9L & 12L engines):</p>  <p>The image shows a perspective view of a grey, angular dashboard component. It has five main sections labeled 1 through 5. Section 1 is on the left with a red '1' and a white display. Section 2 is below section 1 with a yellow '2' and a row of buttons. Section 3 is in the center with a green '3' and two indicator lights. Section 4 is on the right with a blue '4'. Section 5 is at the bottom right with a yellow '5' and a row of buttons. There are also some indicator lights and buttons between these sections.</p>
117	30010710	1	CAB PUMP SHIFTER, AIR (FOR HALE G-SERIES / WATEROUS C20 PUMP TRANSMISSION)
118	30011000	1	PUMP INTERLOCK, NOT CONNECTED WITH ODOMETER
119	30031610	1	DO NOT MOVE LIGHT, WHELEN TIR3 LED
120	30031655	1	DO NOT MOVE ALARM WITH SILENCE BUTTON
121	29930210	1	DELETE MAPBOOK SLOT ON FRONT BREAKER PANEL
122	29910100	1	PROGRAMMABLE LOAD MANAGER, CLASS-1 SUPERNODE II
123	30031100	1	HIGH IDLE SWITCH
124	30031776	1	12V POWER POINTS, (3)
125	30031802	1	12V DUAL PORT USB POWER POINTS, (2)
126	11040000	1	CAB ACCESSORY FUSE PANEL
127	84541540	1	POWER & GROUND STUDS, UPPER COMMAND CONSOLE
128	84541545	1	POWER & GROUND STUDS, LOWER COMMAND CONSOLE
129	30110000	1	VEHICLE DATA RECORDER, AKRON/WELDON
130	33510030	1	INTERIOR CAB LIGHTS, WHELEN 6" ROUND RED/CLEAR LED (2)

Line	Item #	Qty	Item Description/Comments
131	34010030	1	INTERIOR CREW LIGHTS, WHELEN 6" ROUND RED/CLEAR LED (2)
132	33530652	1	INTERIOR CAB DOOR WARNING LIGHTS, WHELEN 500 TIR6 LED, 50*03Z*R (QTY 4)
133	28010750	1	DEFROSTER, HEATER & A/C, SEVERE CLIMATE (TM-31)
134	28090003	1	HEAT TO FEET
135	28030500	1	DEFROSTER DUCTWORK, ENTIRE WINDSHIELD
136	11031687	1	TOP HEAT/AC STORAGE, TOOL MOUNTING PLATE, 25" x 19.5"
137	38510105	1	DRIVER'S SEAT, BOSTROM SIERRA HIGH BACK AIR RIDE ABTS (DURAWEAR)
138	38320000	1	HELMET STORED IN COMPARTMENT
139	39010120	1	OFFICER'S SEAT, BOSTROM TANKER 450, ABTS SCBA (DURAWEAR)
140	39030020	1	OFFICER'S SEAT COMPT, FRONT DOOR
141	38320000	1	HELMET STORED IN COMPARTMENT
142	39521125	1	CREW SEAT 1, BOSTROM TANKER 450, ABTS SCBA (DURAWEAR)
143	38320000	1	HELMET STORED IN COMPARTMENT
144	39521126	1	CREW SEAT 2, BOSTROM TANKER 450, ABTS SCBA (DURAWEAR)
145	38320000	1	HELMET STORED IN COMPARTMENT
146	11031828	1	EMS CABINET, FORWARD FACING, DOUBLE ON CREW SEAT RISER (RAISED ROOF)
147	11032250	1	INTERIOR ACCESS, ROLL-UP DOOR, AMDOR
148	11032415	1	INTERIOR COMPARTMENT DOOR LOCK
149	11032312	1	ADJUSTABLE SHELVES, EMS COMPT (2)
150	39588888	1	SPECIAL ITEM, VINYL SEATS
151	39550200	1	SEAT COLOR, BLACK
152	39610105	3	SCBA BRACKETS, ZIAMATIC, LOAD & LOCK (3)
153	38410000	1	SEAT BELT WARNING SYSTEM, AKRON / WELDON
154	39710000	1	DOUBLE CREW SEAT COMPT, SIDE DOORS
155	84541700	2	INSTALLATION OF CUSTOMERS 2-WAY RADIO ANTENNA (2)
156	30080150	1	HD STEREO, JENSEN, AM/FM/WB/BT

Line	Item #	Qty	Item Description/Comments
157	84560230	1	CAMERA SYSTEM, SAFETY VISION SV-CLCD0-70 (WIRED)
158	10310200	1	PUMP & PLUMBING
PUMP & PLUMBING			
159	60080003	1	PUMP, HALE QMAX-1500 GPM SINGLE STAGE
160	60025000	1	GEARBOX, HALE, G-SERIES, REAR MOUNTED
161	60025960	1	PUMP GEARBOX YOKE, 1810
162	60026000	1	PUMP PACKING, HALE
163	60031005	1	ALLOY ANODES, HALE (2)
164	60035123	1	PUMP TEST, THIRD PARTY TESTING
165	61510000	1	AUXILIARY COOLER (HEAT EXCHANGER)
166	62010002	1	STAINLESS STEEL PIPING
167	66090010	1	3" TANK-TO-PUMP W/CHECK VALVE
168	61729120	1	VALVE, AKRON, HEAVY DUTY
169	61770900	1	ACTUATOR, VALVE, PUSH/PULL, CLASS 1
170	73090001	1	TANK FILL 2"
171	61729120	1	VALVE, AKRON, HEAVY DUTY
172	61770900	1	ACTUATOR, VALVE, PUSH/PULL, CLASS 1
173	61090003	1	PRESSURE GOVERNOR, CLASS 1 TPGJ1939
174	61290020	1	INTAKE PRESSURE CONTROL, TFT A1860
175	63021500	1	6" MAIN SUCTION, LEFT SIDE
176	65090000	1	2.5" LEFT SIDE INLET
177	61729120	1	VALVE, AKRON, HEAVY DUTY
178	61770905	1	ACTUATOR, VALVE, SWING CONTROL
179	60036010	1	THREADS, NST
180	63025500	1	6" MAIN SUCTION, RIGHT SIDE
181	64090000	1	2.5" RIGHT SIDE INLET
182	61729120	1	VALVE, AKRON, HEAVY DUTY

Line	Item #	Qty	Item Description/Comments
183	61770905	1	ACTUATOR, VALVE, SWING CONTROL
184	60036010	1	THREADS, NST
185	70525900	1	2.5" DISCHARGE, LEFT - POSITION 1
186	61729120	1	VALVE, AKRON, HEAVY DUTY
187	61770915	1	ACTUATOR, VALVE, PUSH/PULL, CLASS 1 W/ RACK & SECTOR
188	77090000	1	GAUGE, DISCH, CLASS 1 2.5"
189	61810150	1	DISCHARGE TERMINATION, 30 DEGREE ELBOW
190	60036010	1	THREADS, NST
191	70525900	1	2.5" DISCHARGE, LEFT - POSITION 2
192	61729120	1	VALVE, AKRON, HEAVY DUTY
193	61770915	1	ACTUATOR, VALVE, PUSH/PULL, CLASS 1 W/ RACK & SECTOR
194	77090000	1	GAUGE, DISCH, CLASS 1 2.5"
195	61810150	1	DISCHARGE TERMINATION, 30 DEGREE ELBOW
196	60036010	1	THREADS, NST
197	71025905	1	3" DISCHARGE, RIGHT - POSITION 3
198	61729160	1	VALVE, AKRON, SLOW CLOSE
199	61770900	1	ACTUATOR, VALVE, PUSH/PULL, CLASS 1
200	77090000	1	GAUGE, DISCH, CLASS 1 2.5"
201	61810150	1	DISCHARGE TERMINATION, 30 DEGREE ELBOW
202	60036010	1	THREADS, NST
203	71025900	1	2.5" DISCHARGE, RIGHT - POSITION 4
204	61729120	1	VALVE, AKRON, HEAVY DUTY
205	61770900	1	ACTUATOR, VALVE, PUSH/PULL, CLASS 1
206	77090000	1	GAUGE, DISCH, CLASS 1 2.5"
207	61810150	1	DISCHARGE TERMINATION, 30 DEGREE ELBOW
208	60036010	1	THREADS, NST

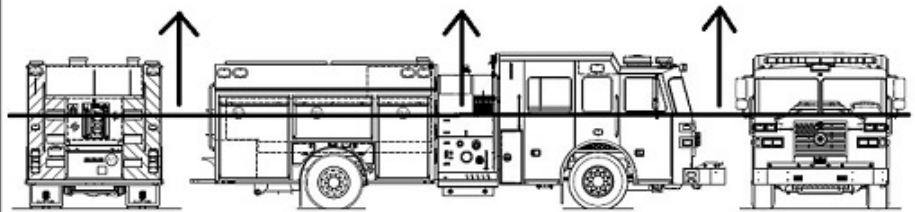
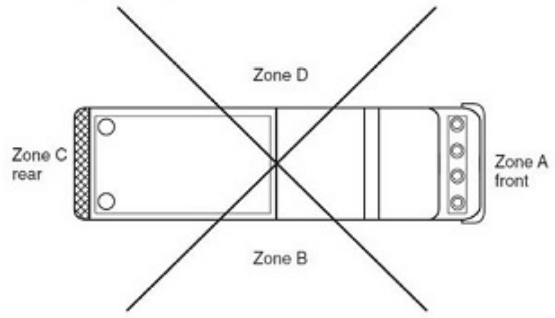
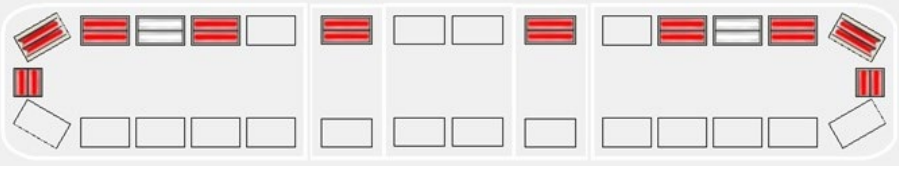
Line	Item #	Qty	Item Description/Comments
209	71590000	1	DISCHARGE, 2.5" LEFT REAR
210	61729120	1	VALVE, AKRON, HEAVY DUTY
211	61770900	1	ACTUATOR, VALVE, PUSH/PULL, CLASS 1
212	77090000	1	GAUGE, DISCH, CLASS 1 2.5"
213	61810150	1	DISCHARGE TERMINATION, 30 DEGREE ELBOW
214	60036010	1	THREADS, NST
215	71890000	1	DISCHARGE 2.5" RIGHT REAR
216	61729120	1	VALVE, AKRON, HEAVY DUTY
217	61770900	1	ACTUATOR, VALVE, PUSH/PULL, CLASS 1
218	77090000	1	GAUGE, DISCH, CLASS 1 2.5"
219	61810150	1	DISCHARGE TERMINATION, 30 DEGREE ELBOW
220	60036010	1	THREADS, NST
221	72290000	1	1.5" FRONT BUMPER DISCHARGE, 2" PLUMBING
222	61729120	1	VALVE, AKRON, HEAVY DUTY
223	61770900	1	ACTUATOR, VALVE, PUSH/PULL, CLASS 1
224	77090000	1	GAUGE, DISCH, CLASS 1 2.5"
225	60036010	1	THREADS, NST
226	72288888	1	SPECIAL ITEM, MANUAL DRAIN
227	72590002	1	DECK GUN DISCHARGE 3"
228	61729160	1	VALVE, AKRON, SLOW CLOSE
229	61770900	1	ACTUATOR, VALVE, PUSH/PULL, CLASS 1
230	77090000	1	GAUGE, DISCH, CLASS 1 2.5"
231	72570100	1	DECK GUN TERMINATION, THREADED
232	72570200	1	EXTEND-A-GUN, TASK FORCE TIPS XG18, MANUAL
233	72588888	1	SPECIAL ITEM, Dealer Supplied Akron Apollo
234	72890000	1	CROSSLAYS, TWO 2" W/1.5" SWIVEL

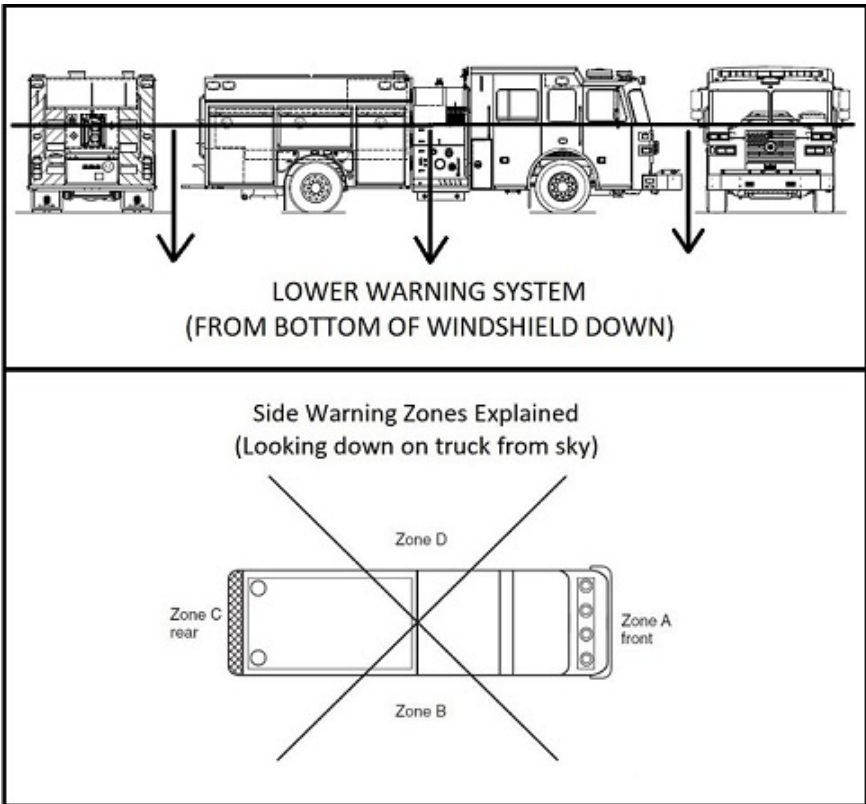
Line	Item #	Qty	Item Description/Comments
235	61729120	2	VALVE, AKRON, HEAVY DUTY (2)
236	61770900	2	ACTUATOR, VALVE, PUSH/PULL, CLASS 1 (2)
237	77090000	2	GAUGE, DISCH, CLASS 1 2.5" (2)
238	60036010	2	THREADS, NST (2)
239	72910505	1	COVER, ALUM W/VINYL SIDES FOR CROSSLAYS
240	72932201	1	COVER FASTENERS, BUNGIE CORDS WITH RED TAB
241	84090003	1	BOOSTER REEL, LOW PRESSURE, W/150' OF 1" HOSE & NOZZLE, MTD IN DUNNAGE AREA (SM)
242	84030000	1	AIR BLOW OUT VALVE FOR BOOSTER REEL
243	61729120	1	VALVE, AKRON, HEAVY DUTY
244	61770930	1	ACTUATOR, VALVE, AIR, W/ TOGGLE SWITCH
245	60036010	1	THREADS, NST
246	61742000	1	MASTER PUMP DRAIN, MULTIPOINT
247	61790510	12	DRAIN VALVES, HALE, LIFT-UP (12)
248	10310210	1	FOAM SYSTEM
FOAM SYSTEM			
249	73528888	1	SPECIAL Foam System FOAMPRO 2002, 5.0 GPM
250	73531425	1	FOAM TANK 30 GALLON BUILT INTO BOOSTER TANK
251	10310220	1	PUMP PANEL
PUMP PANEL			
252	74929110	1	HALE PUMP MODULE CONFIGURATION, SIDE MOUNT
253	74914110	1	PRG SM1 - SIDE MOUNT PUMP PANEL (CROSSLAYS)
254	74928100	1	PUMP MODULE LENGTH, 44"
255	74930710	1	PANEL FINISH, BRUSHED STS 14 GAUGE (PRG)
256	74931055	1	COLOR CODING (PRG)
257	74931290	1	PUMP MODULE FRAMEWORK, SWIRL FINISH
258	74931390	1	PUMP FINISH, PAINTED BY PUMP MFG
259	74931590	1	PLUMBING FINISH, NON-PAINTED

Line	Item #	Qty	Item Description/Comments
260	74931690	1	EXTERIOR DUNNAGE AREA PANEL, BRUSHED STS
261	75590010	1	PUMP OPERATOR LIGHTS, LED (PRG)
262	75590110	1	PUMP PANEL LIGHTS OFFICER'S SIDE, LED (PRG)
263	76090002	1	PUMP PANEL GAUGES & CONTROLS (PRG)
264	60090030	1	PUMP PRIMER, TRIDENT, AIR
265	60028310	1	(1) PRIMER BUTTON - MAIN SUCTION
266	76025110	1	COMPRESSION FITTINGS ON AIR SYSTEM (PRG PUMP MODULE)
267	76031950	1	AIR OUTLET, DRIVER'S SIDE PUMP PANEL, WITH 25' OF HOSE
268	76030900	1	HALE TRV-L THERMAL RELIEF VALVE WITH LIGHT AT PUMP PANEL
269	76031900	1	AIR HORN PUSH BUTTON SWITCH ON PUMP PANEL
270	76590000	1	GAUGES, MASTER, CLASS 1 4.5" (PRG)
271	77590000	1	GAUGE, WATER LEVEL, CLASS 1, INTELLI-TANK ITL-4
272	77590040	1	GAUGE, FOAM LEVEL, CLASS 1, INTELLI-TANK ITL-4
273	10310230	1	WATER TANK
WATER TANK			
274	83525200	1	WATER TANK BRAND, UPF
275	83590005	1	WATER TANK, 1000 GAL, POLY
276	10310300	1	BODY
BODY			
277	80189590	1	BODY G9 - ALUM 40/51 LADDERS THRU TANK
278	80089500	1	BODY SUBFRAME, PROGRAM 1 PUMPER
279	80245999	1	UPPER HATCH COMPARTMENTS - NOT PROVIDED
280	10310302	1	BODY COMPARTMENTS
BODY COMPARTMENTS			

Line	Item #	Qty	Item Description/Comments
			<p style="text-align: center;">Standard Verbiage for locations of Outlets and other components in Body compartments</p> <p style="text-align: center;">Legend</p> <p>Inboard— Toward center of truck / frame rails</p> <p>Outboard— Toward compartment doors</p> <p>Left/Right wall— Looking at compartment, wall which is to your left or right</p>
281	81165705	1	UNISTRUT TRACK IN COMPTS
282	80230600	1	DOOR SILL PROTECTION, BODY COMPTS, PROTEC, CLEAR FILM
283	80230650	1	DOOR SILL PROTECTION, REAR COMPT, NOT PROVIDED
284	80290012	1	COMPT DOORS, ROM ROLL-UP, PAINTED
285	80225000	1	REAR COMPT DOOR (A1) ROM ROLL-UP, SATIN FINISH
286	80230300	1	COMPT INTERIOR FINISH, SMOOTH
287	84531230	1	COMPT LIGHTING, AMDOR LED LIGHT STRIPS, 2 PER COMPT
288	10310305	1	BODY EXTERIOR
BODY EXTERIOR			
289	81380000	1	HOSEBED W/REMOVABLE ALUMINUM FLOORING
290	81330100	1	STANDARD HOSEBED HEIGHT
291	81410500	1	COVER, TREADPLATE SCOOP/DEFLECTOR, FRONT OF HOSEBED
292	81431210	1	REAR HOSEBED COVER, WEBBING
293	81440230	1	COVER FASTENERS, METAL AIRPLANE LATCHES
294	81332015	1	HOSEBED LIGHTING, FRONT, TECNIQ E44 LED LIGHT STRIP
295	81332115	1	HOSEBED LIGHTING, SIDES, TECNIQ E44 LED LIGHT STRIPS

Line	Item #	Qty	Item Description/Comments
296	81910100	1	HANDRAILS, KNURLED STS
297	82290010	1	STEPS, FRONT BODY, IC FOLD DOWN W/LIGHT
298	82390001	1	STEPS, REAR BODY (14x11 & 14x8)
299	82510000	1	RUB RAILS, ANODIZED ALUM
300	83010050	1	ALUMINUM TREADPLATE (ALUM PPR, PRG1, C-SER, TANKER)
301	83030350	1	REAR STEP/TAILBOARD CORNERS, 45 DEGREE (PRG1)
302	89988888	1	SPECIAL ITEM, TWO SLIDE OUT STEPS DP TREAD UNDER PUMP MODULE
303	80290013	1	4 SCBA CYLINDER COMPTS (2 RIGHT, 2 LEFT)
304	80290310	4	DOOR FINISH, BRUSHED STAINLESS, SINGLE/DOUBLE SCBA COMPT (4)
305	88520300	1	DELETE 6" SUCTION HOSE
306	88540550	1	DELETE STD SUCTION HOSE MTG
307	88550300	1	STRAINER NOT PROVIDED
308	83030705	1	REAR FENDERS, ALUMINUM TREADPLATE
309	89011500	1	ALCO-LITE PEL-24 24'2 SEC & PRL-14 14' ROOF & 10' FOLDING
310	89590007	1	LADDER CHUTE W/SUCTION HOSE STORAGE & PIKE POLE STORAGE
311	89520210	1	LADDER ENCLOSURE, DIAMONDPLATE DOOR
312	10310310	1	ELECTRICAL
ELECTRICAL			
313	84550110	1	LICENSE PLATE BRACKET W/ LIGHT, LED
314	84511100	1	BODY ELECTRICAL DESCRIPTION
315	84520000	1	BACK UP ALARM, ECCO SA917
316	85010420	1	TAILLIGHTS, WHELEN M6 SERIES, LED STOP/TAIL/TURN/REVERSE, QUAD HOUSING (PAIR)
317	85110100	1	ICC LIGHTS, LED
318	85510200	1	STEP LIGHTS, LED, REAR BODY & WHELEN 2G AT PUMP PANEL
319	85710010	1	UNDERCARRIAGE GROUND LIGHTS, TRUCK-LITE #44042C LED
320	86528999	1	DELETE REAR WORK LIGHTS
321	86600000	1	OPTICAL WARNING SYSTEM, UPPER (PUMPER)

Line	Item #	Qty	Item Description/Comments
			<p style="text-align: center;">UPPER WARNING SYSTEM (FROM BOTTOM OF WINDSHIELD UP)</p>  <p style="text-align: center;">Side Warning Zones Explained (Looking down on truck from sky)</p> 
322	86610120	1	UPPER WARNING LIGHTS, ZONE A (FRONT), WHELEN FREEDOM IV 72" LED LIGHT BAR, F4N7QLED, 12 MODULES
			
323	86699999	1	UPPER WARNING LIGHTS, ZONE B (OFFICER'S SIDE), COVERED BY ZONES A & C
324	86710200	1	UPPER WARNING LIGHTS, ZONE C (REAR), WHELEN LED BEACONS, ROTA-BEAM R316*F (PAIR)
325	86899999	1	UPPER WARNING LIGHTS, ZONE D (DRIVER'S SIDE), COVERED BY ZONES A & C
326	87100000	1	OPTICAL WARNING SYSTEM, LOWER (PUMPER)

Line	Item #	Qty	Item Description/Comments
			 <p>LOWER WARNING SYSTEM (FROM BOTTOM OF WINDSHIELD DOWN)</p> <p>Side Warning Zones Explained (Looking down on truck from sky)</p> <p>Zone D</p> <p>Zone C rear</p> <p>Zone A front</p> <p>Zone B</p>
327	87110210	1	LOWER WARNING LIGHTS, ZONE A (FRONT), WHELEN M6 LED, M6* (QTY 4)
328	87811130	1	LOWER, ZONE A - MOUNTING LOCATION (DUAL HOUSINGS)
329	87530100	1	WARNING LIGHT FLANGES ON HEADLIGHT HOUSING FOR WHELEN M6 M6FC600 (6)
330	87210200	1	LOWER WARNING LIGHTS, ZONE B (OFFICER'S SIDE), WHELEN M6 LED, M6* (QTY 2), ION T-SERIES LED, TLI* (QTY 1)
331	87812110	1	LOWER, ZONE B - MOUNTING LOCATION (PUMPERS, TANKERS, RESCUES)
332	87310200	1	LOWER WARNING LIGHTS, ZONE C (REAR), WHELEN M6 LED, M6* (QTY 2)
333	87410200	1	LOWER WARNING LIGHTS, ZONE D (DRIVER'S SIDE), WHELEN M6 LED, M6* (QTY 2), ION T-SERIES TLI* (QTY 1)
334	87814110	1	LOWER, ZONE D - MOUNTING LOCATION (PUMPERS, TANKERS, RESCUES)
335	87537734	3	ADDITIONAL WARNING LIGHTS, WHELEN M6 LED, M6* (PAIR) (3)
336	88391200	1	SCENE LIGHT, WHELEN PIONEER PFH2, 12V LED, BROW (1)
337	88391310	2	SCENE LIGHT, WHELEN PIONEER PCPSM2*, 12V LED, SURFACE MOUNT (2)
338	86537816	2	SCENE LIGHTS, WHELEN M9 LED, SURFACE MOUNT (PAIR) (2)
339	10310410	1	PAINT & FINISH
PAINT & FINISH			

Line	Item #	Qty	Item Description/Comments
340	89910000	1	CORROSION REDUCTION PROGRAM (SPECS)
341	90010020	1	PAINT SCHEME
342	90030004	1	PAINT, SINGLE TONE
343	90030154	1	PAINT FRAME RAILS & BODY REAR DROP - BLACK
344	90030190	1	TEXTURED FRAME RAIL COATING
345	90030015	1	A/C CONDENSER PAINTED ROOF COLOR
346	90510150	1	3" LETTERING, SCOTCHLITE, UP TO 40
347	90530005	30	ADDITIONAL 3" 22KT LETTERS (EACH) (30)
348	90530045	6	ADDITIONAL 11" 22KT LETTERS (EACH) (6)
349	90610200	1	6" SCOTCHLITE STRIPE AROUND TRUCK
350	90630500	1	ONE PIECE "Z" STRIPE (UNDER 11-3/4")
351	90680110	1	CHEVRON STRIPING, REAR BODY OUTBOARD, SCOTCHLITE
352	90688888	1	SPECIAL ITEM, Extra Striping as needed
353	10310420	1	EQUIPMENT
EQUIPMENT			
354	91010000	1	MISC EQUIP - (1) PINT TOUCH-UP PAINT, STAINLESS STEEL NUTS & BOLTS
355	10310600	1	COMPLETION & WARRANTY
COMPLETION & WARRANTY			
356	99010000	1	MANUALS (1-PRINTED & 1-USB) WITH DVD
357	99031195	1	DEALER DELIVERY
358	99520110	1	WARRANTY, ONE YEAR
359	99521100	1	WARRANTY, FRAME, LIFETIME
360	99521200	1	WARRANTY, CAB STRUCTURAL, 10 YR.
361	99521300	1	WARRANTY, BODY STRUCTURAL, 10 YR.
362	99521400	1	WARRANTY, PAINT, 10 YR.
363	99521900	1	WARRANTIES, MAJOR VENDOR COMPONENTS
364	10310500	1	DEALER SUPPLIED

Line	Item #	Qty	Item Description/Comments
DEALER SUPPLIED			
365	PDB001108	1	DEALER SUPPLIED - EQUIPMENT MOUNTING
366	PDB001107	1	DEALER SUPPLIED - SHELVING, TRAYS & TURTLE TILE
367	PDB001190	1	DEALER SUPPLIED - PDI Pumper
368	PDB001532	1	DEALER SUPPLIED - ROLL-UP DOOR DRIP PAN/GUARD (NO DRAIN) (8)
369	PDB001189	1	DEALER SUPPLIED - M&G
370	PDB001383	1	DEALER SUPPLIED - ZIAMATIC SAC-44 FOLDING WHEEL CHOCKS (PAIR) MTD W/ SQCH-44H HOLDERS
371	PDB001402	1	DEALER SUPPLIED - CUSTOM MAP BOX, TOP OF ENGINE ENCLOSURE WITH CUP HOLDERS, GLOVE STORAGE, BINDERS
372	PDB001328	1	DEALER SUPPLIED - ADJ HOSE BED DIVIDER (2)
373	PDB001404	1	DEALER SUPPLIED - MOUNT CUSTOMER SUPPLIED RADIO (SINGLE HEAD)